


		Program Term 2 Week 2: May the Force Be with You 2nd May – 6th May 2022				
		Monday	Tuesday	Wednesday	Thursday	Friday
MORNING	Breakfast 7am – 8.30am	Wholemeal toast with a selection of spreads (Butter, Jam, Honey & Vegemite) and a selection of cereals (Weetbix, Cheerios, Cornflakes, Rice Bubbles)				
	Creative Activities 7am – 8.30am	Youtube Drawing Tutorials: Baby Yoda MTOP 1.2, 1.4, 2.1, 4.2, 5.1	Star Wars Hama Beads MTOP 1.2, 1.4, 2.1, 4.2	May the 4th be with you: Glowstick Lightsabers Staff Suggestion MTOP 1.2, 1.4, 2.1, 4.2	Cinco De May: Sugar Skull Puppets Cultural Calendar MTOP 1.2, 1.4, 2.1, 4.2	Mother's Day Cards Cultural Calendar MTOP 1.2, 1.4, 2.1, 4.2
	Activities and Games 7am – 8.30am	Exploding Kittens MTOP 2.3, 3.1, 5.1	Wordle Unlimited Staff Suggestion MTOP 1.1, 1.3, 2.3, 4.2, 5.1	Cosmic Kids Yoga: Star Wars Cultural Calendar MTOP 1.1, 1.3, 2.3, 4.2, 5.1	Trouble MTOP 1.1, 2.3, 3.1, 4.2, 4.4	Cooking: Pancakes Child Suggestion MTOP 1.1, 3.2, 4.2, 4.4

<i>Programming Codes:</i>	<i>F: Follow Up</i>	<i>DD: Daily Diary</i>	<i>CC: Cultural Considerations</i>	<i>CS: Child Suggestion</i>	<i>PS: Parent Suggestion</i>	<i>SS: Staff Suggestion</i>	<i>E: Extension</i>	
---------------------------	---------------------	------------------------	------------------------------------	-----------------------------	------------------------------	-----------------------------	---------------------	--

		Program Term 2 Week 1: May the Force Be with You 25th April – 29th April 2022				
		Monday	Tuesday	Wednesday	Thursday	Friday
AFTERNOON	Afternoon Tea 3.05pm – 3:30pm	Chicken Noodle Soup	Big Fruit Platters	Sandwiches + Mixed Platters	Wraps + Mixed Platters	Spring Rolls + Mixed Platters
	Group Game 3.30pm – 4:00pm	Bullrush MTOP 1.1, 1.3, 2.3, 3.2	Poison Ball Staff Suggestion MTOP 1.1, 1.3, 2.3, 3.2	Giant Rock Paper Scissors MTOP 1.1, 1.3, 2.3, 3.2	Balloon Sports MTOP 1.2, 3.2, 4.1	Chiddy Chiddy Bang Bang Child Suggestion MTOP 1.4, 2.3, 3.1
	Activity 3:30pm – 5:00pm	Lego Master Challenges Extension MTOP 1.2, 1.3, 2.3, 4.2	2 Truths & 1 Lie Extension MTOP 4.1, 5.1, 1.1	Musical Chairs MTOP 31, 3.2	Mafia MTOP 3.1, 3.2	Baking: Mother's Day Cookies MTOP 1.2, 1.4, 2.1, 4.2
	Hands On 4.00pm – 5:00pm	Ochre Painting Extension MTOP 2.3, 2.4, 4.2, 4.4	Bubble Painting Children's Meeting MTOP 4.1, 4.4, 5.1	Star Wars Masks Cultural Calendar MTOP 1.2, 1.4, 2.1, 4.2	Komodo no Hi: Koi Lantern Cultural Calendar MTOP 1.2, 1.4, 2.1, 4.2	Mother's Day Cards MTOP 1.2, 1.4, 2.1, 4.2
	Late Activity 5:45pm – 6:30pm	Hangman MTOP 1.1, 2.3, 3.1, 4.2, 4.4	Silent Ball MTOP 1.1, 1.3, 2.3, 3.2	Phineas & Ferb: Star Wars Cultural Calendar MTOP 1.1, 2.1, 5.3	Disney +: Coco Cultural Calendar MTOP 1.1, 2.1, 5.3	Chess MTOP 1.1, 2.3, 3.1, 4.2, 4.4

<i>Programming Codes:</i>	<i>F: Follow Up</i>	<i>DD: Daily Diary</i>	<i>CC: Cultural Considerations</i>	<i>CS: Child Suggestion</i>	<i>PS: Parent Suggestion</i>	<i>SS: Staff Suggestion</i>	<i>E: Extension</i>	
---------------------------	---------------------	------------------------	------------------------------------	-----------------------------	------------------------------	-----------------------------	---------------------	--

Resources Required:

MONDAY:

PM- Lego Challenges: highest tower, spelling own name, sturdiest bridge, etc

- **Ochre Painting:** grind up rocks, add the powder to water, use as paint.

TUESDAY:

AM – Star wars Masks:

PM – Bubble Painting: dishwashing liquid, water, flat trays, straws, paper, watercolour paint

1. Make a water, paint and soap mixture in the flat trays.
2. Children take a straw, put it into the mixture, then blow through to straw to make a design, making the bubble pop on the paper

WEDNESDAY:

AM – Glowstick Lightsaber: glowsticks, silver duct tape, black marker

PM – Star wars Masks:



THURSDAY:

PM – Koi Lantern: paper, paper cup, chopsticks/skewers, tape, coloured pencils, scissors

<i>Programming Codes:</i>	<i>F: Follow Up</i>	<i>DD: Daily Diary</i>	<i>CC: Cultural Considerations</i>	<i>CS: Child Suggestion</i>	<i>PS: Parent Suggestion</i>	<i>SS: Staff Suggestion</i>	<i>E: Extension</i>	
---------------------------	---------------------	------------------------	------------------------------------	-----------------------------	------------------------------	-----------------------------	---------------------	--

1. Puncture bottom of cup with skewer. Set aside.
2. Cut three 2 by 3 inch pieces of paper for the carp and one 1 by 3 inch paper for the streamer.
3. For the carp, fold the 2 by 3 in half and draw the eye and scale pattern (do for both sides). Next, color it and cut out a triangle shape at the end for its tail.
4. Tape the long ends of the carp together and squeeze it gently to make it more three-dimensional.
5. Cut thin strips for the handle and attach it to the koi's mouth.
6. Color stripes on the 1 by 3 inch paper and cut along the stripes almost all the way to the end. Like the carp, squeeze it a bit to make a cylinder shape and tape a handle strip to its top.
7. Tape the carps by their handles along the wooden chopstick and then tape the streamer to the very top. Done!



FRIDAY:

PM- Mother's Day Cookies: 100g butter, 50g caster sugar, 170g plain flour

- Preheat the oven to 180°C/350°F/160°C Fan/Gas Mark 4 and line two baking trays with non-stick baking paper.
- Beat the butter and sugar until pale and creamy, and work in the flour to make a stiff dough. You may find it easier to do this with your hands.
- Turn out onto a lightly floured surface and knead gently until smooth. Roll out to the thickness of a pound coin, and using well-floured heart shape cutters, stamp out a dozen hearts.
- Carefully transfer to the baking sheet and bake for 12 to 15 minutes.
- Leave to cool on the baking sheet for a few minutes to firm up, before transferring to a wire cooling rack.

<i>Programming Codes:</i>	<i>F: Follow Up</i>	<i>DD: Daily Diary</i>	<i>CC: Cultural Considerations</i>	<i>CS: Child Suggestion</i>	<i>PS: Parent Suggestion</i>	<i>SS: Staff Suggestion</i>	<i>E: Extension</i>	
---------------------------	---------------------	------------------------	------------------------------------	-----------------------------	------------------------------	-----------------------------	---------------------	--

<i>Programming Codes:</i>	<i>F: Follow Up</i>	<i>DD: Daily Diary</i>	<i>CC: Cultural Considerations</i>	<i>CS: Child Suggestion</i>	<i>PS: Parent Suggestion</i>	<i>SS: Staff Suggestion</i>	<i>E: Extension</i>	
---------------------------	---------------------	------------------------	------------------------------------	-----------------------------	------------------------------	-----------------------------	---------------------	--