

**Program Term 1 Week 9: Peace and Harmony Week  
22nd March - 26th March 2021**













Monday	Tuesday	Wednesday	Thursday	Friday
--------	---------	-----------	----------	--------

<b>M O R N I N G</b>	<b>Breakfast 7am – 8.30am</b>	Wholemeal toast with a selection of spreads (Butter, Jam, Honey & Vegemite) and a selection of cereals (Weetbix, Cheerios, Cornflakes, Rice Bubbles)				
	<b>Creative Activities 7am – 8.30am</b>	Hands United Peace Display	Origami Paper Crane	Cut and Paste Dove Craft	Rock Painting	Peace Colouring In Page
	<b>Activities and Games 7am – 8.30am</b>	Puzzles	Paper Planes (CS - Survey)	Blocks (F)	Marble Run (CS - Alex O'B)	Wii (CS - Survey)



**Program Term 1 Week 9: Peace and Harmony Week  
22nd March - 26th March 2021**

		<b>Program Term 1 Week 9: Peace and Harmony Week 22nd March - 26th March 2021</b>				
		<b>Monday</b>	<b>Tuesday</b>	<b>Wednesday</b>	<b>Thursday</b>	<b>Friday</b>
<b>A F T E R N O O N</b>	<b>Afternoon Tea</b> 3.05pm – 3:30pm	Variety of Sandwiches and Mixed Platter	Mini Quiches and Mixed Platter	Corn Thin Sandwiches with Vegemite, Jam, Cheese, Ham, Salami and Mixed Platter	DIY Wraps and Mixed Platter	Flatbread and Dips with Mixed Platter
	<b>Group Game</b> 3.30pm – 4:00pm	Scissor, Paper Rock Build Up	Dodgeball	Survivor	Capture the Flag (CS - Martin)	Silent Ball
	<b>Activity</b> 3:30pm – 5:00pm	Hula Hoops	Imaginative/ Free Play (F) MTOPI 1.2, 1.3, 1.4, 4.1	Card Games	Imaginative/ Free Play (F) MTOPI 1.2, 1.3, 1.4, 4.1	Musical Bops
	<b>Hands On</b> 4.00pm – 5:00pm	Hands United Peace Display (CC)	Peace Paper Plates	Crepe Paper Butterfly	Dove Finger Painting	Hot Air Balloon Craft (CS - Lucianna)
	<b>Late Activity</b> 5:45pm – 6:30pm	Loom Bands	Lego (CS - Alex O'B)	Whiteboard Free Drawing	Hama Beads	Movie/ Wii

Monday AM	Tuesday AM	Wednesday AM	Thursday AM	Friday AM
<p><b>HARMONY</b> day</p>  <p><b>ACTIVITIES FOR Kindergarten / Prep</b></p>		<p>Cut and Paste <b>DOVE CRAFT</b></p>  <p><small>SIMPLE MOM PROJECT</small></p>		
Monday PM	Tuesday PM	Wednesday PM	Thursday PM	Friday PM
<p><b>HARMONY</b> day</p>  <p><b>ACTIVITIES FOR Kindergarten / Prep</b></p>	 <p><b>Grade ONEderful</b></p>	 <p><small>www.beyondthecuproom.com</small></p>	 <p><small>art4myroom.com.au</small></p>	

## **Resources Required:**

### **MONDAY :**

**AM and PM: Hand Templates, White A4 Paper, Textas, Coloured Pencils**

### **TUESDAY:**

**AM: Origami Paper**

**PM: Paper Plates, Masking Tape, Paint, Paint Brushes**

**Instructions: Using the masking tape, create the peace symbol on the plate. Once finished the peace symbol, paint desired colours on a paper plate. Once paint is dry, remove masking tape.**

### **WEDNESDAY:**

**AM: Cut and Paste Dove Template. Children can choose to decorate their doves once it's all put together.**

**PM: Pegs, Crepe Paper, Textas**

### **THURSDAY:**

**AM: Rocks, Paint, Paint Brushes**

**PM: White Paper, Paint, Textas to Draw Dove**

### **FRIDAY:**

**AM: Peace Colouring in Page**

**PM: Paper Plates, Paint, Paint Brushes, Brown A4 Paper, Glue/ Stapler**