

**Program Term 1 Week 10: Easter Week
29th March - 1st April 2021**



Monday

Tuesday

Wednesday

Thursday

Friday

**M
O
R
N
I
N
G**

**Breakfast
7am – 8.30am**

Wholemeal toast with a selection of spreads (Butter, Jam, Honey & Vegemite) and a selection of cereals (Weetbix, Cheerios, Cornflakes, Rice Bubbles)

**Creative Activities
7am – 8.30am**

Colouring in Competition

Scratch Art Easter Eggs

Wingarū Easter Egg Baskets

Bunny Ears Headband

**Activities and Games
7am – 8.30am**

Forts and Cubbies (Survey)

Hama Beads

Handball

Free Drawing (Survey)

Public Holiday:
Good Friday

Programming Codes:

F: Follow Up

DD: Daily Diary

CC: Cultural Considerations

CS: Child Suggestion

PS: Parent Suggestion


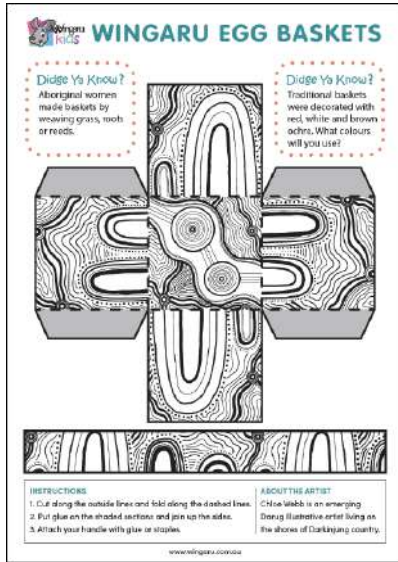





SS: Staff Suggestion

E: Extension



**Program Term 1 Week 10: Easter Week
29th March - 1st April 2021**

		Program Term 1 Week 10: Easter Week 29th March - 1st April 2021				
		Monday	Tuesday	Wednesday	Thursday	Friday
A F T E R N O O N	Afternoon Tea 3.05pm – 3:30pm	Big Fruit Platter	Butter Chicken and Mixed Platter	Variety of Sandwiches and Mixed Platter	Chicken/Vegetarian Nuggets and Mixed Platter	Public Holiday: Good Friday
	Group Game 3.30pm – 4:00pm	Red Rover CrossOver (Survey)	Pacman	Chinese Whispers (Survey)	Soccer	
	Activity 3:30pm – 5:00pm	Tip	Colouring in Competition	Piggy in the Middle	Imaginative/ Free Play MTOP 1.2, 1.3, 1.4, 4.1	
	Hands On 4.00pm – 5:00pm	Crepe Paper Easter Egg (F)	Easter Bunny Finger Painting (Survey)	Easter Egg Q-Tip Painting	Easter Bunny Cotton Wool Painting	
	Late Activity 5:45pm – 6:30pm	Naughts and Crosses	Imaginative/ Free Play MTOP 1.2, 1.3, 1.4, 4.1	Origami	Movie/ Wii	

Monday AM	Tuesday AM	Wednesday AM	Thursday AM
<p>Colouring in Competition Pages</p>		 <p>WINGARU EGG BASKETS</p> <p>Didge Ya Know? Aboriginal women made baskets by weaving grass, reed or reeds.</p> <p>Didge Ya Know? Traditional baskets were decorated with red, white and brown ochre. What colours will you use?</p> <p>INSTRUCTIONS 1. Cut along the outside lines and fold along the dashed lines. 2. Put glue on the shaded sections and join up the sides. 3. Attach your handle with glue or staples.</p> <p>ABOUT THE ARTIST Chris Webb is an emerging Dorset illustrative artist living on the shores of Dorset's county.</p> <p><small>www.wingaru.com.au</small></p>	
<p>Monday PM</p>	<p>Tuesday PM</p>	<p>Wednesday PM</p>	<p>Thursday PM</p>
 <p>Tissue Paper Scrunch Egg <small>childcoraland.com</small></p>		 <p>EASTER EGG Q-Tip Painting</p>	

Resources Required:

MONDAY :

AM: Colouring in Pages

PM: Easter Egg Template, Scissors, Crepe Paper, Glue

TUESDAY:

AM: Scratch Paper, Scissors

PM: Easter Bunny Template, Coloured Paint, Cotton Wool

WEDNESDAY:

AM: Wingaru Easter Egg Template, Glue/ Stapler, Scissors

PM: Easter Egg Template, Paint, Q-Tips

THURSDAY:

AM: Coloured Paper, Coloured Feathers

PM: White A4 Paper, Coloured Paper, Black Cardboard, Cotton Wool, Paint, Glue

Cotton Wool Painting Bunny :

https://m.facebook.com/ArtyCraftyKids/videos/865411663881900/?refsrc=https%3A%2F%2Fm.facebook.com%2Fpermalink.php&_rdr